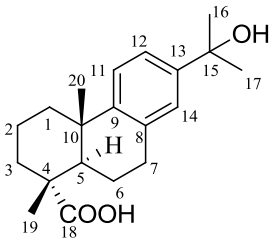
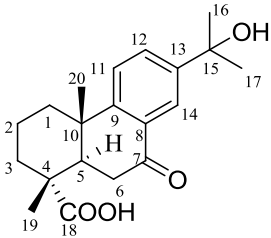
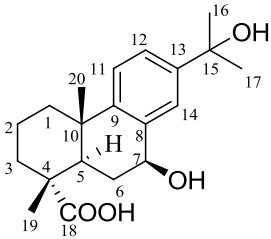
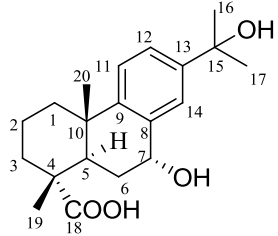
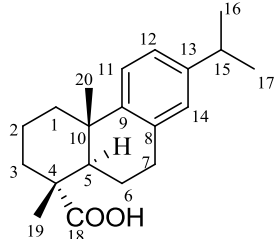
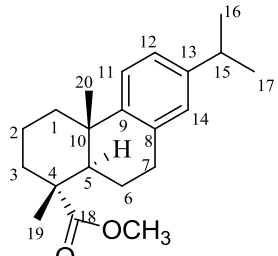
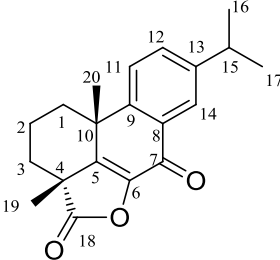
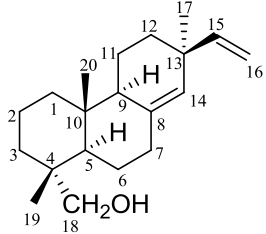
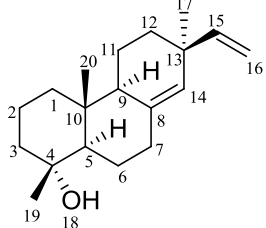
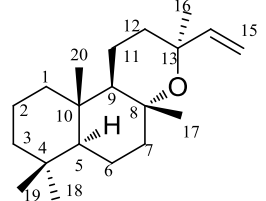
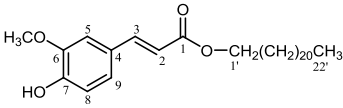


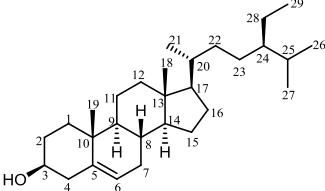
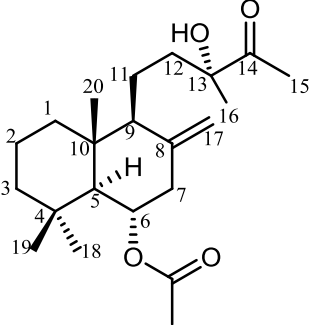
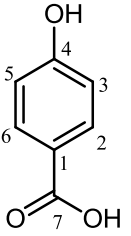
1 Supporting Information S4 Structures, sources and references of compounds isolated.

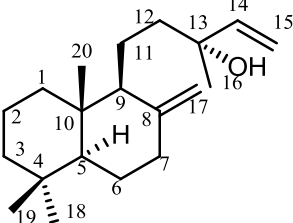
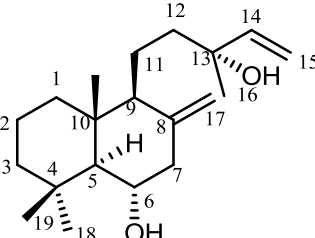
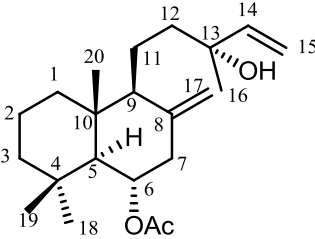
2

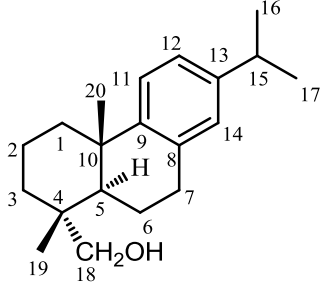
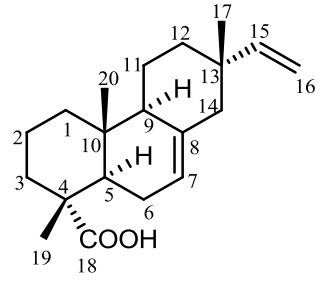
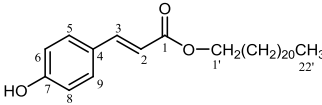
Compound	Compound	Structure	References
1	15-Hydroxydehydroabietic acid (<i>P. sylvestris</i> , <i>L. gmelinii</i>)		<p>Cheung HTA, Miyase T, Lenguyen MP, Smal MA, Further acidic constituents and neutral components of <i>Pinus massoniana</i> resin. <i>Tetrahedron</i> 49: 7903-7915 (1998).</p> <p>Norin T, Winell B, Extractives from the bark of common spruce, <i>Picea abies</i> L. Karst. <i>Acta Chemica Scandinavica</i> 26:2289-2296 (1972).</p>
2	7-Oxo-15-hydroxydehydroabietic acid (<i>P. sylvestris</i> , <i>L. decidua</i>)		<p>Matsumoto T, Imai S, Sunaoka Y, Yoshinari T, The conversion of (+)-dehydroabietic acid into steroidal hormones. <i>Bulletin of the Chemical Society of Japan</i> 61:723-727 (1988).</p> <p>Ayer WA, Macaulay JB, Metabolites of the honey mushroom, <i>Armillaria mellea</i>. <i>Canadian Journal of Chemistry</i> 65:7-13 (1987).</p>
3	7β,15-Dihydroxydehydroabietic acid (<i>P. sylvestris</i> , <i>L. sibirica</i>)		<p>Miguel del Corral JM, Gordaliza M, Salinero MA, San Feliciano A, ¹³C NMR data for Abieta-8,11,13-triene diterpenoids. <i>Magnetic Resonance in Chemistry</i> 32:774-781 (1994).</p> <p>Pereda-Miranda R, Delgado G, Romo de Vivar A, An abietane diterpenoid from <i>Salvia sapinae</i>. <i>Phytochemistry</i> 25:1931-1933 (1986).</p>

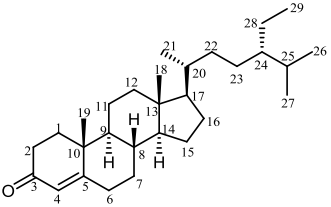
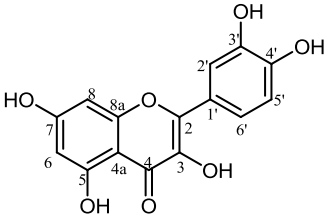
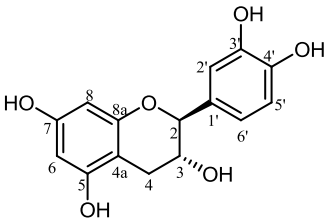
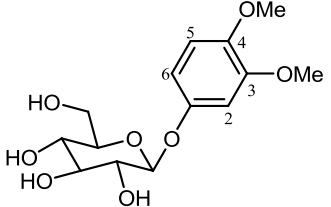
4	7 α ,15-Dihydroxydehydroabietic acid (<i>P. sylvestris</i>)		<p>Miguel del Corral JM, Gordaliza M, Salinero MA, San Feliciano A, ^{13}C NMR data for Abieta-8,11,13-triene diterpenoids. <i>Magnetic Resonance in Chemistry</i> 32:774-781 (1994).</p> <p>Pereda-Miranda R, Delgado G, Romo de Vivar A, An abietane diterpenoid from <i>Salvia sapinae</i>. <i>Phytochemistry</i> 25:1931-1933 (1986).</p> <p>Nawrot DA, <i>The Phytochemistry of Eastern European Forest Species</i>, Ph.D thesis, University of Surrey (2012).</p>
5	Dehydroabietic acid (<i>P. abies</i> , <i>P. sylvestris</i> , <i>L. gmelinii</i> , <i>L. sibirica</i> , <i>L. decidua</i>)		<p>Sepulveda B, Astudillo L, Rodriguez JA, Yanez T, Theoduloz C, Schmeda-Hirschmann G, Gastroprotective and cytotoxic effect of dehydroabietic acid derivatives. <i>Pharmacological Research</i> 52:429-437 (2005).</p> <p>Jang HJ, Yang KS, Inhibition of nitric oxide production in RAW 264.7 macrophages by diterpenoids from <i>Phellinus pini</i>. <i>Archives of Pharmacal Research</i> 34:913-917 (2011).</p>
6	Dehydroabietic acid methyl ester (<i>P. sylvestris</i> , <i>L. decidua</i>)		<p>Ohmoto T, Kanatani K, Yamaguchi K, Constituents of Pollen. XIII Constituents of <i>Cedrus deodara</i> LOUD. <i>Chemical and Pharmaceutical Bulletin</i> 35:229-234 (1987).</p> <p>Chamy MC, Piovano M, Gambaro V, Garbarino JA, Nicoletti M, Dehydroabietanes diterpenoids from <i>Calceolaria ascendens</i>. <i>Phytochemistry</i> 26:1763-1765 (1987).</p>

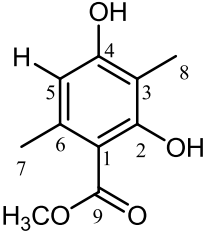
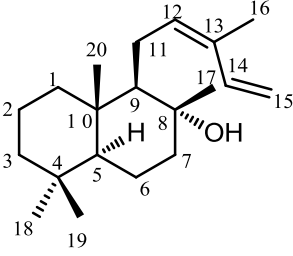
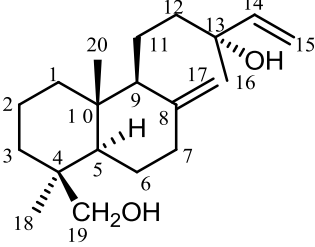
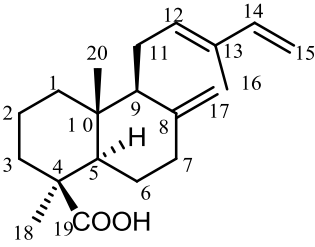
7	7-Oxo-5,8,11,13-abietatetraen-18,6-olide (<i>P. sylvestris</i>)		Kuo Y-H, Yeh M-H, Lin H-C, New abietane-type diterpenes from the heartwood of <i>Picea morrisonicola</i> . <i>Chemical and Pharmaceutical Bulletin</i> 52 :861-863 (2004).
8	8(14),15-Pimaradien-18-ol (<i>P. sylvestris</i>)		Caputo R, Mangoni L, Monaco P, Previtera L, New labdane diterpenes from <i>Araucaria cooki</i> . <i>Phytochemistry</i> 13 :471-474 (1974). Wenkert E, Buckwalter BL, Carbon-13 nuclear magnetic resonance spectroscopy of naturally occurring substances. X. Pimaradienes. <i>Journal of the American Chemical Society</i> 12 :4367-4369 (1972).
9	18-Nor-8(14),15-pimaradien-4 α -ol (<i>P. sylvestris</i>)		Rowe JW, Roland RC, Nagasampagi BA, Terpenoids of lodgepole Pine bark. <i>Phytochemistry</i> 11 :365-369 (1972).
10	(8 <i>R</i> ,13 <i>S</i>)-Epoxyabd-14-ene (<i>P. sylvestris</i>)		Zhou L, Fuentes ER, Hoffmann JJ, Timmermann B, Diterpenoids from <i>Grindelia tarapacana</i> . <i>Phytochemistry</i> 40 :1201-1207 (1995).
11	<i>n</i> -Eicosanoyl- <i>trans</i> -ferulate (<i>P. jezoensis</i> , <i>P. sylvestris</i> , <i>L. gmelinii</i> , <i>L. sibirica</i> , <i>L. decida</i>)		Kuo YH, Chen WC, Chemical constituents of the Pericarp of <i>Platycladus orientalis</i> . <i>Journal of Chinese Chemical Society</i> 46 :819 – 825 (1999).

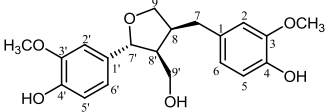
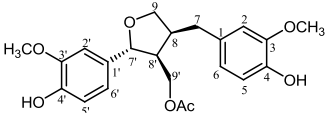
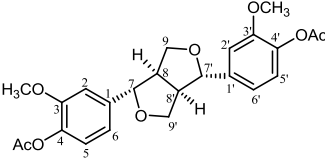
			Nawrot DA, <i>The Phytochemistry of Eastern European Forest Species</i> , Ph.D thesis, University of Surrey (2012).
12	<p>β-sitosterol (<i>P. jezoensis</i>, <i>A. nephrolepis</i>, <i>P. sylvestris</i>, <i>L. gmelinii</i>, <i>L. sibirica</i>, <i>L. decidua</i>)</p>		Kojima H, Satoa N, Hatanoa A, Ogura H, Sterol glucosides from <i>Prunella vulgaris</i> . <i>Phytochemistry</i> 29 :2351-2355 (1990).
13	<p>6α-Acetoxy-13(S)-hydroxy-8(17)-labden-14-one (<i>L. gmelinii</i>)</p>		(Not reported)
14	<p><i>p</i>-Hydroxybenzoic acid (<i>L. gmelinii</i>)</p>		<p>Dhakal RC, Rajbhandari M, Kalauni SK, Awale S, Gewali MB, Phytochemical constituents of the bark of <i>Vitex negundo</i> L. <i>Journal of Nepal Chemical Society</i> 23:89-92 (2008).</p> <p>Chumbalov TK, Pashinina LT, Leiman ZA, Polyphenols of the bark of <i>Larix sibirica</i>. <i>Chemistry of Natural Compounds</i> 9:280-281 (1973).</p>

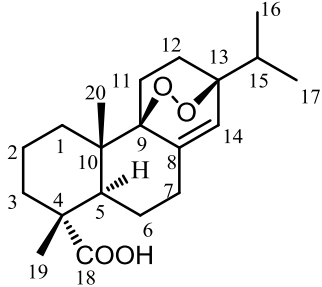
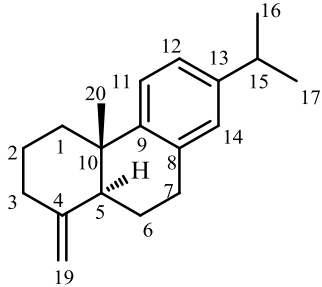
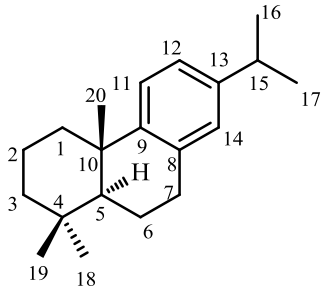
15	8(17),14-Labdadien-13(S)-ol (<i>P. jezoensis</i> , <i>A. nephrolepis</i> , <i>L. gmelinii</i> , <i>L. sibirica</i> , <i>L. decidua</i>)		<p>Jang HJ, Yang KS, Inhibition of nitric oxide production in RAW 264.7 macrophages by diterpenoids from <i>Phellinus pini</i>. <i>Archives of Pharmacal Research</i> 34:913-917 (2011).</p> <p>Shmidt ÉN, Pentegova VA, Chemical composition of the oleoresin of <i>Larix dahurica</i>. <i>Chemistry of Natural Products</i> 10:698-699 (1974).</p> <p>Su WC, Fang JM, Cheng YS, Labdanes from <i>Cryptomeria japonica</i>. <i>Phytochemistry</i> 37:1109-1114 (1994).</p>
16	8(17),14-Labdadien-6 α ,13(S)-diol (Larixol) (<i>L. gmelinii</i> , <i>L. decidua</i> ,)		<p>Fang J-M, Wu S-K, Cheng Y-S, A study of the constituents of the bark of <i>Tsuga chinensis</i> Pritz. Var. <i>Formosana</i> (HAY). <i>Journal of the Chinese Chemical Society</i> 32:477-480 (1985).</p> <p>Choi K-P, Morganville NJ, McLean MP, Mattawan NJ, Buckley JL, Middletown, NJ, Dewis ML, Matawan NJ, Process for the manufacture of spiroketals US Patent US 7294492 B2 (2007).</p>
17	6 α -Acetoxy-8(17),14-labdadien-13(S)-ol (Larixyl acetate) (<i>L. gmelinii</i> , <i>L. decidua</i>)		<p>Bolster MG, Ben JM, Jansen JM, Groot A, The synthesis of Ambrox - like compounds starting from (+)-larixol. <i>Tetrahedron</i> 57:5663-5679 (2001).</p> <p>Norin T, Ohloff G, Willhalm B, The structures and configuration of larixol and larixyl acetate. <i>Tetrahedron Letters</i> 6:3523-3528. (1965).</p>

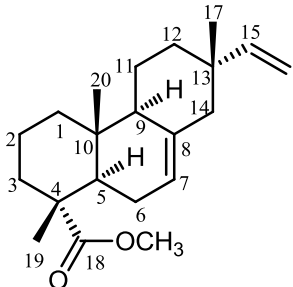
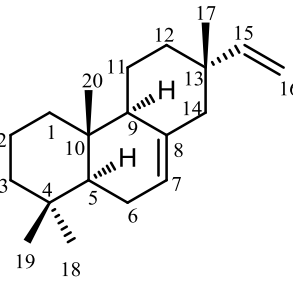
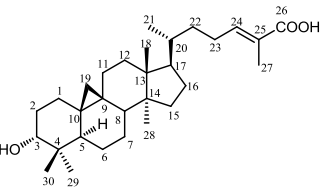
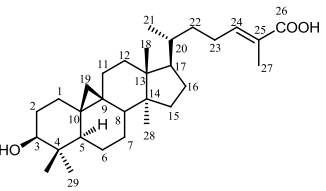
18	8,11,13-Abietatrien-18-ol (<i>L. gmelinii</i> , <i>L. sibirica</i>)		<p>Gonzalez MA, Perez-Guaita D, Correa-Royero J, Zapata B, Agudelo L, Mesa-Arango A, Betancur-Galvis L, Synthesis and biological evaluation of dehydroabietic acid derivatives. <i>European Journal of Medicinal Chemistry</i> 45:811-816. (2010).</p> <p>Fraga BM, Hernandez MG, Artega JM, Suarez S, The microbiological transformation of the diterpenes dehydroabietanol and teideadiol by <i>Mucor plumbeus</i>. <i>Phytochemistry</i> 63:663-668 (2003).</p>
19	7,15-Isopimaradien-18-oic acid (<i>L. gmelinii</i> , <i>L. sibirica</i> , <i>L. decidua</i>)		<p>Su W-C, Fang J-M, Cheng Y-S, Diterpenoids from leaves of <i>Cryptomeria japonica</i>. <i>Phytochemistry</i> 41:255-261 (1996).</p> <p>Li WH, Chang ST, Chang SC, Chang HT, Isolation of antibacterial diterpenoids from <i>Cryptomeria japonica</i> bark. <i>Natural Products Research</i> 22:1085-1093 (2008).</p> <p>Pan H, Lundgren LN, Phenolic extractives from root bark of <i>Picea abies</i>. <i>Phytochemistry</i> 39:1423-1428 (1995).</p> <p>Ryu YB, Jeong HJ, Kim JH, Kim YM, Park JY, Kim D, Nguyen TT, Park SJ, Chang JS, Park KH, Rho MC, Lee WS, Biflavonoids from <i>Torreya nucifera</i> displaying SARS-CoV 3CL(pro) inhibition. <i>Bioorganic and Medicinal Chemistry</i> 18:7940-7947 (2010).</p>
20	n-Erucicoyl-(<i>E</i>)-4-hydroxycinnamate (<i>P. jezoensis</i> , <i>L. gmelinii</i>)		<p>Juma BF, Yenese A, Midiwo JO, Waterman PG, Flavones and phenylpropanoids in the surface exudate of <i>Psiadia punctulata</i>. <i>Phytochemistry</i> 57:571-574 (2001).</p>

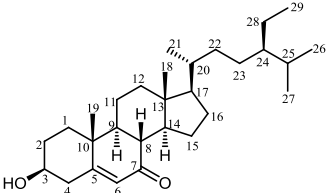
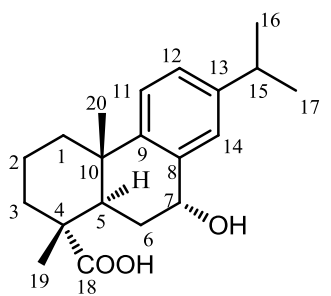
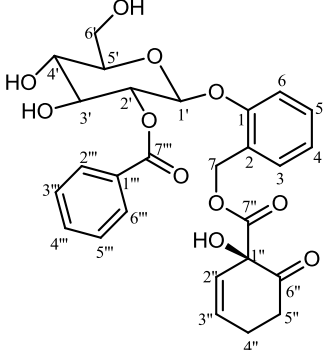
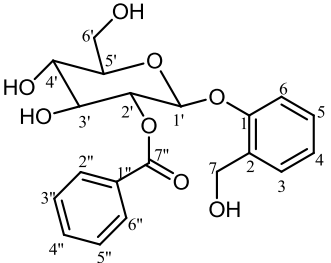
			Nawrot DA, <i>The Phytochemistry of Eastern European Forest Species</i> , Ph.D thesis, University of Surrey (2012).
21	Stigmast-4-en-3-one (<i>L. gmelinii</i> , <i>P. tremula</i>)		Barla A, Birman H, Kultur S, Oksuz S, Secondary metabolites from <i>Euphorbia helioscopia</i> and their vasodepressor activity. <i>Turkish Journal of Chemistry</i> 30 :325-332 (2006).
22	3,3',4',5,7-Pentahydroxyflavone (<i>L. gmelinii</i>)		Guvenalp Z, Demirezer LO, Flavonol glycosides from <i>Asperula arvensis</i> L., <i>Turkish Journal of Chemistry</i> 29 :163-169 (2005). Tyukavkina NA, Lapteva KI, Larina VA, Devyatko NG, Extractive substances of <i>Larix dahurica</i> II. Quantitative contents of quercetin and dihydroquercetin. <i>Chemistry of Natural Compounds</i> 3 :252-254 (1967).
23	(-)-(2 <i>S</i> ,3 <i>R</i>)-3,3',4',5,7-Pentahydroxyflavan (<i>L. gmelinii</i>)		El-Razek MHA, NMR assignments of four catechin epimers. <i>Asia Journal of Chemistry</i> 19 :4867-4872 (2007). Shen Z, Haslam E, Falshaw CP, Begley M., Procyanidins and polyphenols of <i>Larix gmelinii</i> bark. <i>Phytochemistry</i> 25 :2629-2635 (1986).
24	3,4-Dimethoxyphenyl O-β-D-glucopyranoside (<i>L. gmelinii</i>)		Pan H, Lundgren LN, Phenolic extractives from root bark of <i>Picea abies</i> . <i>Phytochemistry</i> 39 :1423-1428 (1995).

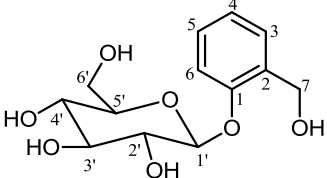
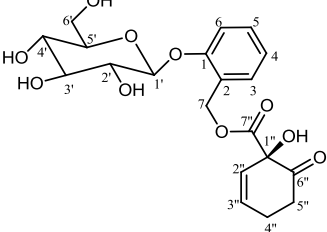
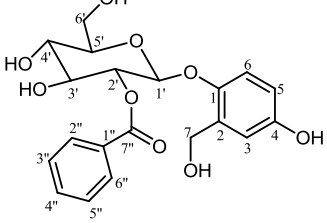
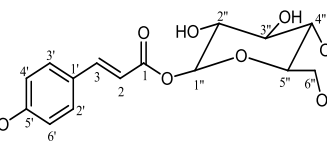
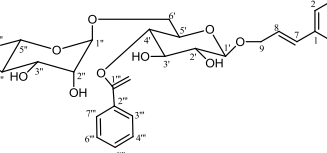
25	2,4-Dihydroxy-3,6-dimethylbenzoate (<i>L. sibirica</i>)		<p>Ahad AM, Goto Y, Kiuchi F, Tsuda Y, Kondo K, Sato T, Nematocidal principles in "oakmoss absolute" and nematocidal activity of 2,4-dihydroxybenzoates. <i>Chemical and Pharmaceutical Bulletin</i> 39:1043-1046 (1991).</p>
26	(12 <i>Z</i>),14-Labdadien-8 α -ol (<i>L. sibirica</i>)		<p>Wahlberg I, Karlsson K, Nishida T, Cheng K-P, Enzell CR, Berg J-E, Pilotti A-M, Tobacco Chemistry part 40 Syntheses of (12<i>R</i>,13<i>R</i>)- and (12<i>S</i>,13<i>S</i>)-8,12-epoxy-14labden-13-ol and (13<i>R</i>)- and (13<i>S</i>)-8,13-epoxy-14-labden-12-one, four tobacco diterpenoids. <i>Acta Chemica Scandinavica B</i> 31:453-459 (1977).</p>
27	8(17),14-Labdadiene-13(<i>S</i>),19-diol (<i>L. sibirica</i>)		<p>Su WC, Fang JM, Cheng YS, Labdanes from <i>Cryptomeria japonica</i>. <i>Phytochemistry</i> 37:1109-1114 (1994).</p> <p>Manning TDR, Diterpene constituents of <i>Pinus contorta</i>. <i>Australian Journal of Chemistry</i> 26:2735-2739 (1973).</p>
28	8(17),12(<i>Z</i>),14-Labdatrien-19-oic acid (<i>L. sibirica</i>)		<p>Kuo YH, Chen WC, Chemical constituents of the Pericarp of <i>Platycladus orientalis</i>. <i>Journal of Chinese Chemical Society</i> 46:819 – 825 (1999).</p> <p>Fang JM, Chen YC, Wang BW, Cheng YS, Terpenes from heartwood of <i>Juniperus chinensis</i>. <i>Phytochemistry</i> 41:1361-1365 (1996).</p> <p>Thomas BR, The chemistry of the order Araucariales, IV, the bleed resins of <i>Agathis</i></p>

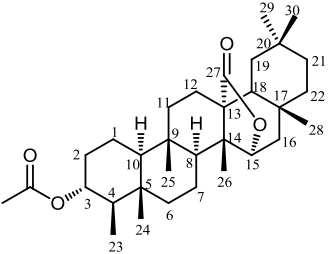
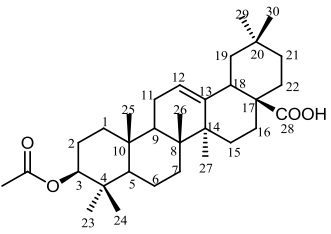
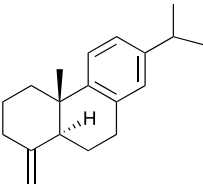
			<i>australis. Acta Chemica Scandinavica</i> 20 :1074-1081 (1966).
29	(+)-4,4',9'-Trihydroxy-3,3'-dimethoxy-7',9-epoxylignan (Lariciresinol) (<i>L. sibirica</i> , <i>L. decidua</i>)		Duh C-Y, Phoebe CH, Pezzuto JM, Kinghorn AD, Farnsworth N, Plant anticancer agents, XLII. Cytotoxic constituents from <i>Wikstroemia elliptica</i> . <i>Journal of Natural Products</i> 49 :706-709 (1986). Li HX, Teruaki A, Kenjiro H, Takeshi, D, Masao H, Biotransformation of pinoresinol diglucoside to mammalian lignans by human intestinal microflora, and isolation of enterococcus faecalis Strain PDG-1 responsible for the transformation of (+)-pinoresinol to (+)-lariciresinol. <i>Chemical and Pharmaceutical Bulletin</i> 51 :508-515 (2003). Xie LH, Akao T, Hsmasaki K, Deyama T, Hattori M, Biotrans -formation of pinoresinol diglucoside to mammalian lignans by human intestinal microflora, and isolation of <i>Enterococcus faecalis</i> Strain PDG-1 responsible for the transformation of (+)-pinoresinol to (+)-lariciresinol. <i>Chemical and Pharmaceutical Bulletin</i> 51 :508-515 (2003).
30	(+)-4,4'-Dihydroxy-3,3'-dimethoxy-7',9-epoxylignan-9-O-acetyl (Lariciresinol acetate) (<i>L. sibirica</i>)		Brader G, Vajrodaya S, Greger H, Bacher M, Kalchhauser H, Hofer O, Bisamides, lignans, triterpenes, and insecticidal cyclopenta benzofurans from <i>Aglaia</i> species. <i>Journal of Natural Products</i> 61 :1482-1490 (1998).
31	Di-O-acetylpinoresinol (<i>L. sibirica</i> , <i>L. decidua</i>)		Harrison LJ, Sia GL, Sim KY, Tan HT, Connolly JD, Lavaud C, Massiot G, A ferulic acid ester of sucrose and other constituents of <i>Bhesa paniculata</i> . <i>Phytochemistry</i> 38 :1497-1500 (1995).

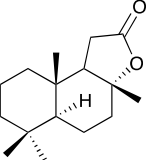
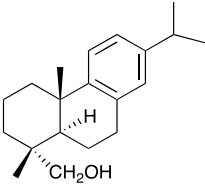
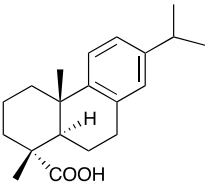
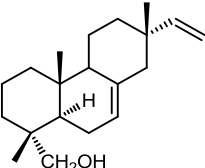
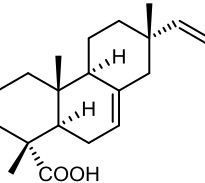
32	9 β ,13 β -Epidioxy-8(14)-abieten-18-oic acid (<i>L. decidua</i>)		<p>Tanaka R, Ohtsu H, Matsunaga S, Abietane diterpene acids and other constituents from the leaves of <i>Larix kaempferi</i>. <i>Phytochemistry</i> 46:1051-1057 (1997).</p> <p>Barrero AF, Sanchez JF, Alvarez-Manzaneda EJ, Munoz Dorado M, Haidour A, Endoperoxide diterpenoids and other constituents from <i>Abies marocana</i>. <i>Phytochemistry</i> 30:593-597 (1991).</p> <p>Monaco P, Parrilli M, Previtera L, Two enoperoxide diterpenes from <i>Elodea canadensis</i>. <i>Tetrahedron Letters</i> 28:4609-4610 (1987).</p>
33	19-Nor-4(18),8,11,13-abietatetraene (<i>L. decidua</i>)		<p>Bennett CR, Cambie RC, Franich RA, Fullerton TJ, Chemistry of Podocarpaceae. XXI. Preparation of 3-oxo derivatives of 12-methoxy-18,19-bisnorpodocarpa-4,8,11,13-tetraene and 18,19-bisnorabieta-4,8,11,13-tetraene. <i>Australian Journal of Chemistry</i> 22:1711-1720 (1969).</p>
34	8,11,13-Abietatriene (<i>P. jezoensis</i> , <i>A. nephrolepis</i> , <i>L. decidua</i>)		<p>Ribo JM, Mitja MR, Ramentol J, Diterpenoids in <i>Abies alba</i>. <i>Phytochemistry</i> 13:1614-1614 (1974).</p>

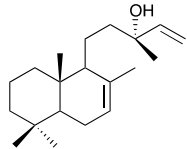
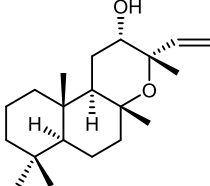
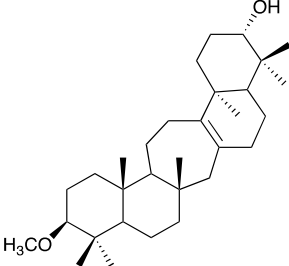
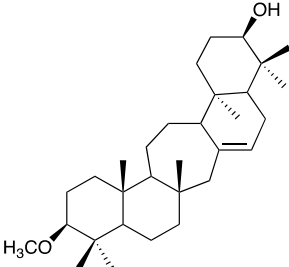
35	7,15-Isopimaradien-18-oic acid methyl ester (<i>L. decidua</i>)		Weissmann G, $\Delta^{8(9),15}$ -isopimarsaure in balsam von <i>Pinus peuce</i> , Grisebach. <i>Tetrahedron Letters</i> 17 :2053-2055 (1968).
36	7,15-Isopimaradiene (<i>P. jezoensis</i> , <i>L. decidua</i>)		Grant PK, Huntrakul C, Sheppard DRJ, Diterpenoids of <i>Dacrydium bidwillii</i> . <i>Australian Journal of Chemistry</i> 20 :969-972 (1967). Vlad PF, Russo AG, Koltza MN, Paukov VN, Dehydroabietane from the oleoresin of <i>Pinus pallasiana</i> . <i>Chemistry of Natural Compounds</i> 7 :16-18 (1971).
37	3 α -Hydroxycycloart-24(<i>E</i>)-ene-26-carboxylic acid (<i>L. decidua</i>)		Escobedo-Martinez C, Lozanda MC, Hernandez-Ortega S, Villarreal ML, Gnecco D, Enriquez RG, Reynolds W, ^1H and ^{13}C NMR characterization of new cycloartane triterpenes from <i>Magnifera indica</i> . <i>Magnetic Resonance in Chemistry</i> 50 :52-57 (2011).
38	3 β -Hydroxycycloart-24(<i>E</i>)-ene-26-carboxylic acid (<i>L. decidua</i>)		Escobedo-Martinez C, Lozanda MC, Hernandez-Ortega S, Villarreal ML, Gnecco D, Enriquez RG, Reynolds W, ^1H and ^{13}C NMR characterization of new cycloartane triterpenes from <i>Magnifera indica</i> . <i>Magnetic Resonance in Chemistry</i> 50 :52-57 (2011).

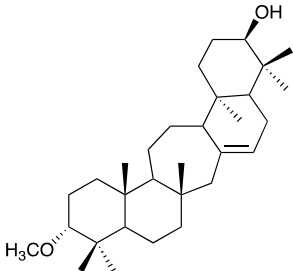
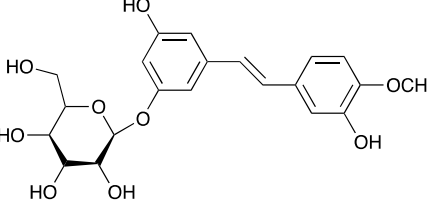
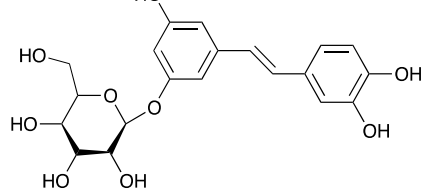
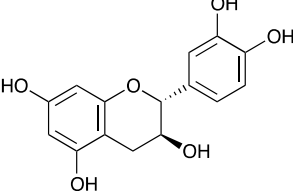
39	3 β -Hydroxystigmast-5-en-7-one (<i>L. decidua</i>)		Guerriero A, D'Ambrosio M, Pietra F, Pteridines, sterols and indole derivatives from the lithistid sponge <i>Corallistes undulatus</i> of the coral sea. <i>Journal of Natural Products</i> 56 :1962-1970 (1993).
40	7 α -Hydroxy-8,11,13-abietatrien-18-oic acid (<i>L. decidua</i>)		Del Corral MJM, Gordaliza M, Salinero MA, San Feliciano A, ¹³ C NMR data for Abieta-8,11,13-triene diterpenoids. <i>Magnetic Resonance in Chemistry</i> 32 :774-781 (1994).
41	1'-[2-(1''-Hydroxy-6''-oxo-2''-cyclohexen-7''-oyl)oxymethylphenyl]-2'-benzoyl β -D-glucopyranoside (<i>P. tremula</i>)		Thieme H, Richter R, Isolation of a new phenol glycoside from <i>Populus tremula</i> . <i>Die Pharmazie</i> 21 :251 (1966). Ishikawa T, Nishigaya K, Takami K, Uchikoshi H, Chen I-S, Tsai I-L, Isolation of salicin derivatives from <i>Homalium cochinchinensis</i> and their antiviral activities. <i>Journal of Natural Products</i> 67 :659-663 (2004).
42	1'-[2-Hydroxymethylphenyl]-2'-benzoyl β -D-glucopyranoside (<i>P. tremula</i>)		Ishikawa T, Nishigaya K, Takami K, Uchikoshi H, Chen I-S, Tsai I-L, Isolation of salicin derivatives from <i>Homalium cochinchinensis</i> and their antiviral activities. <i>Journal of Natural Products</i> 67 :659-663 (2004).

43	1'-Hydroxymethylphenyl β -D-glucopyranoside (<i>P. tremula</i>)		Ishikawa T, Nishigaya K, Takami K, Uchikoshi H, Chen I-S, Tsai I-L, Isolation of salicin derivatives from <i>Homalium cochinchinensis</i> and their antiviral activities. <i>Journal of Natural Products</i> 67 :659-663 (2004).
44	1'-[2-(1''-Hydroxy-6''-oxo-2''-cyclohexen-7''-oyl)oxymethylphenyl] β -D-glucopyranoside (<i>P. tremula</i>)		Si C-L, Wu L, Zhang JX, Qin P-P, Sun R-C, Antioxidative low molecular weight extractives from triploid <i>Populus tomentosa</i> xylem. <i>BioResources</i> 6 :232-242 (2011).
45	1'-[2-hydroxymethyl-4-hydroxyphenyl]-2'-benzoyl β -D-glucopyranoside (<i>P. tremula</i>)		Chai X-Y, Xu Z-R, Ren H-Y, Shi H-M, Lu Y-N, Li F-F, Tu P-F, Itoisides A-I, new phenolic glycosides from <i>Itoa orientalis</i> . <i>Helvetica Chimica Acta</i> 90 :2176-2185 (2007).
46	1-O- <i>p</i> -Coumaroyl β -D-glucopyranoside (<i>P. tremula</i>)		He X, Liu RH, Cranberry phytochemicals: isolation, structure elucidation, and their antiproliferative and antioxidant activities. <i>Journal of Agricultural and Food Chemistry</i> 54 :7069-7074 (2006).
47	4'-O-Benzoyl-1'- β -cinnamoylrutinoside (<i>P. tremula</i>)		Jossang A, Jossang P, Bodo B, Cinnamrutinoses A and B, glycosides of <i>Populus tremula</i> . <i>Phytochemistry</i> 35 :547-549 (1994).

48	3 α -Acetoxy-D:A-friedooleanan-27,15 α -olide (<i>P. tremula</i>)		Ahmad VU, Rahman A, <i>Handbook of Natural Products Data. Volume 2: Pentacyclic Triterpenoids</i> . Elsevier Science, Amsterdam (1994).
49	3 β -Acetoxyolean-12-en-28-oic acid (<i>P. tremula</i>)		<p>Ahmad VU, Rahman A, <i>Handbook of Natural Products Data. Volume 2: Pentacyclic Triterpenoids</i>. Elsevier Science, Amsterdam (1994).</p> <p>Hichri F, Jannet HB, Cheriaa J, Jegham S, Mighri Z, Antibacterial activities of a few prepared derivatives of oleanolic acid and of other natural triterpenic compounds. <i>Comptes Rendus Chimie</i> 6:473-483 (2003).</p>
50	18-Norabietatri-8,11,13-ene (<i>P. jezoensis</i>)		<p>Bennett CR, Cambie, RC Franich RA, Fullerton TJ, Chemistry of the Podocarpaceae. XXI. Preparation of 3-oxo derivatives of 12-Methoxy-18,19-bisnorpodocarpa-4,8,11,13-tetraene and 18,19-Bisnorabieta-4,8,11,13-tetraene. <i>Aust. J. Chem.</i>, 22:1711-1720 (1969).</p> <p>Raldugin VA, Pentegova VA, Diterpenoids of the oleoresin of <i>Pinus koraiensis</i> the stereochemistry of neoabienol, <i>Chemistry of Natural Compounds</i> (Engl. Transl.) 7:574-576 (1971).</p>

51	(+)-norambreinolide (<i>A. nephrolepis</i>)		Dolmazon R, Albrand M, Bessiere JM, Mahmoud Y, Wernerowska D, Kolodziejczyk, K, Diterpenoids from <i>Kyllinga erecta</i> . <i>Phytochemistry</i> 38 :917-919 (1995).
52	19-Hydroxyabietatri-8,11,13-ene (<i>P. jezoensis</i>)		Ulubelen A, Topcu G, Abietane diterpenoids from <i>Salvia pomifera</i> , <i>Phytochemistry</i> , 31 :3949- 3951 (1992). Fraga BM, Mestres T, Díaz, CE, Arteaga JM Dehydroabietane diterpenes from <i>Nepeta teydea</i> , <i>Phytochemistry</i> , 35 :1509-1512 (1994).
53	Abietatri-8,11,13-en-19-oic acid (<i>P. jezoensis</i> , <i>A. nephrolepis</i>)		Barrero AF, Sanchez JF, Alvarezmanzaneda EJ, Dorado MM, Haidour A, Terpenoids of the Wood of <i>Abies marocana</i> . <i>Phytochemistry</i> 35 :1271-1274 (1994). Kaneko N, Hasegawa S, Hirose Y, Terpenoids from Seeds of <i>Abies firma</i> . <i>Phytochemistry</i> 24 :185-186 (1985).
54	19-Hydroxypimar-7,15-ene (<i>P. jezoensis</i>)		García-Alvarez MC, Paternostro M, Piozzi F, Rodríguez B, Savona G, Cleonioic acid, a new diterpenoid from <i>Cleonia lusitanica</i> . <i>Phytochemistry</i> 18 :1835-1837 (1979).
55	Isopimar-7,15-en-oic acid (<i>P. jezoensis</i>)		Zhao Y-X, Zhou L, Guo L, Luo X-D, Zhou J, A new diterpenoid and active stilbenes from <i>Pinus armandii</i> heartwood. <i>Journal of Asian Natural Products Research</i> 7 :259-264 (2005).

56	7,14-labdadien-13-ol (<i>P. jezoensis</i> , <i>A. nephrolepis</i>)		<p>Lee SO, Choi SZ, Choi SU, Lee KC, Chin, YW, Kim J, Kim YC, Lee KR, Labdane diterpenes from <i>Aster spathulifolius</i> and their cytotoxic effects on human cancer cell lines. <i>J Nat Prod</i> 68:1471-1474 (2005).</p> <p>Carman RM, Craig WJ, Shaw IM, Diterpenoids XXXII. Lambda-8,14dien-13β-ol. <i>Aust J Chem</i> 26:215-217 (1973).</p>
57	8,13-Epoxy-(12S)-hydroxylabd-14-ene (<i>P. jezoensis</i> , <i>A. nephrolepis</i>)		<p>Wahlberg I, Karlsson K, Nishida T, Cheng K-P, Enzell CR, Berg J-E, Pilotti A-M, Tobacco Chemistry. 40. Syntheses of (12R,13R)- and (12S,13S)-8,12-Epoxy-14-labden-13-ol and (13R)- and (13S)-8,13-Epoxy-14-labden-12-one, Four Tobacco Diterpenoids. <i>Acta Chemica Scandinavica B</i> 31:453-459 (1977).</p>
58	3α-Methoxy-21α-hydroxyserrat-13-ene (<i>P. jezoensis</i>)		<p>Tanaka R, Ishikawa Y, Minami T, Minoura K, Tokuda H, Matsunaga S, Two New Anti-Tumor Promoting Serratane-Type Triterpenoids from the Stem Bark of <i>Picea jezoensis</i> var. <i>jezoensis</i>, <i>Planta Medica</i>, 69:1041-1047 (2003).</p>
59	3β-Methoxy-21β-hydroxyserrat-14-ene (<i>P. jezoensis</i>)		<p>Wang X, Lou H, Complete NMR Chemical Shift Assignments for Three Serratane Triterpenoids Isolated from Moss <i>Homalia Trichomanoides</i>. <i>Chinese Journal of Magnetic Resonance</i> 22: (2005).</p> <p>Fang JM, Tsai WY, Cheng YS, Serratene triterpenes from <i>Pinus armandii</i> bark. <i>Phytochem</i> 30:1333-1336 (1991).</p>

60	3 α -Methoxy-21 β -hydroxyserrat-14-ene (<i>P. jezoensis</i>)		<p>Wang X, Lou H, Complete NMR Chemical Shift Assignments for Three Serratane Triterpenoids Isolated from Moss <i>Homalia Trichomanoides</i>. <i>Chinese Journal of Magnetic Resonance</i> 22: (2005).</p> <p>Tanaka R, Tsujii H, Yamada T, Kajimoto T, Amano F, Hasegawa J, Hamashima Y, Node M, Katoh K, Takebe Y, Novel 3α-methoxyserrat-14-en-21β-ol (PJ-1) and 3β-methoxyserrat-14-en-21β-ol (PJ-2)-curcumin, kojic acid, quercetin, and baicalein conjugates as HIV agents. <i>Bioorganic & Medicinal Chemistry</i> 17:5238-5246 (2009).</p>
61	Rhaponticin (<i>P. abies</i>)		<p>He Y, Lv H, Wang X, Suo Y, Wang H, Isolation and Purification of Six Bioactive Compounds from the Seeds of <i>Trigonella foenum-graecum</i> L. using High-Speed Counter-Current Chromatography. <i>Separation Science and Technology</i> 49:580-587 (2014).</p>
62	Piceatannol-5-O-glucopyranoside (<i>P. abies</i>)		<p>Li S-H, Schneider B, Gershenzon J, Microchemical analysis of laser-microdissected stone cells of Norway spruce by cryogenic nuclear magnetic resonance spectroscopy. <i>Planta</i> 225: 771-779 (2007).</p>
63	Catechin <i>P. abies</i>		<p>Shen Z, Haslam E, Falshaw CP, Begley MJ, Procyanidins and polyphenols of <i>Larix gmelinii</i> bark. <i>Phytochem</i> 25:2629 – 2635 (1986).</p>

