



Sub-microsecond isomer in $^{117}_{45}\text{Rh}_{72}$ and the role of triaxiality in its electromagnetic decay rate

S. Lalkovski^{1,2}, A. M. Bruce², A. M. Denis Bacelar², M. Górska³, S. Pietri^{3,4}, Zs. Podolyák⁴, P. Bednarczyk³, L. Caceres³, E. Casarejos⁵, I. J. Cullen⁴, P. Doornenbal^{3,6}, G. F. Farrelly⁴, A. B. Garnsworthy⁴, H. Geissel³, W. Gelletly⁴, J. Gerl³, J. Grębosz^{3,7}, C. Hinke⁸, G. Ilie^{9,10}, D. Ivanova¹, G. Jaworski^{11,12}, S. Kisyov¹, I. Kojouharov³, N. Kurz³, N. Minkov¹³, S. Myalski⁷, M. Palacz¹², P. Petkov¹³, W. Prokopowicz³, P. H. Regan⁴, H. Schaffner³, S. Steer⁴, S. Tashenov³, P. M. Walker⁴, and H. J. Wollersheim³

¹*Faculty of Physics, University of Sofia "St. Kliment Ohridski",
Sofia 1164, Bulgaria*

²*School of Computing, Engineering and Mathematics,
University of Brighton, Brighton BN2 4JG, UK*

³*Gesellschaft für Schwerionenforschung mbH,
Planckstr 1, D-64291 Darmstadt, Germany*

⁴*Department of Physics, University of Surrey,
Guildford GU2 7XH, UK*

⁵*Facultad de Física, Universidad de Santiago de Compostela,
Santiago de Compostela 15782, Spain*

⁶*Institut für Kernphysik, Universität zu Köln,
Zùlpicher Straße 77, D-50937 Köln, Germany*

⁷*Niewodniczański Institute of Nuclear Physics,
Polish Academy of Science,*

ul. Radzikowskiego 152, Krakow 31-342, Poland

⁸*Physik-Department E12,*

*Technische Universität München,
D-85748 Garching, Germany*

⁹*Wright Nuclear Structure Laboratory, Yale University,
New Haven, Connecticut 06520, USA*

¹⁰*National Institute for Physics and Nuclear Engineering,
P.O. Box MG-6, Bucharest, Romania*

¹¹*Heavy Ion Laboratory, Warsaw University,
ul. Pasteura 5A, 02-093 Warszawa, Poland*

¹²*Faculty of Physics, Warsaw University of Technology,
Koszykowa 75, 00-662 Warszawa, Poland*

¹³*Institute for Nuclear Research and Nuclear Energy,
Bulgarian Academy of Science, Sofia, Bulgaria*

(Dated: July 10, 2013)

The neutron-rich nucleus ^{117}Rh was synthesized in the fission of relativistic ^{238}U beam produced at the GSI laboratory in Darmstadt, Germany. An isomeric state with $t_{1/2} = 138(17)$ ns decaying by a single γ -ray was observed, providing the first information on the excited states in this nucleus. The experimental data is discussed in terms of systematics and interpreted by using Woods-Saxon deformed shell model and Triaxial-Rotor-plus-Particle calculations. The origin of the isomer is explained as being due to a hindered $E2$ transition to the ground state.

PACS numbers: 21.10.-k, 21.10.Hw, 21.10.Re, 21.10.Tg, 23.20.Lv, 23.35.+g, 27.60.+j

I. INTRODUCTION

The region of neutron-rich nuclei spanning the doubly magic $^{132}_{50}\text{Sn}_{82}$ and the deformed $^{102}_{38}\text{Sr}_{64}$ nucleus on the nuclear chart shows a rich variety of nuclear shapes and structure phenomena. There, spherical, prolate, rigid triaxial and γ -soft shapes are among the most commonly presented. A prolate-to-oblate shape transition is predicted to occur for the neutron-rich nuclei at approximately $A \approx 110$ [1], but this is still debated in the literature [2]. In some of the nuclei different shapes are observed to co-exist, leading to the occasional appear-

ance of shape isomerism [3]. However, seniority [4, 5] and spin isomers [3] systematically appear in the neutron-rich nuclei close to the doubly magic ^{132}Sn . The existence of such metastable states has opened new possibilities [6] to study the most exotic neutron-rich nuclei and shed light on their structure, which has also provoked new theoretical searches [7].

In addition to the pure nuclear structure interest, some of these neutron-rich nuclei are on the r -process path and provide important experimental information for r -process path calculations. Others, being closest to the nuclei of astrophysical importance provide a crucial basis for extrapolation of different nuclear properties to-

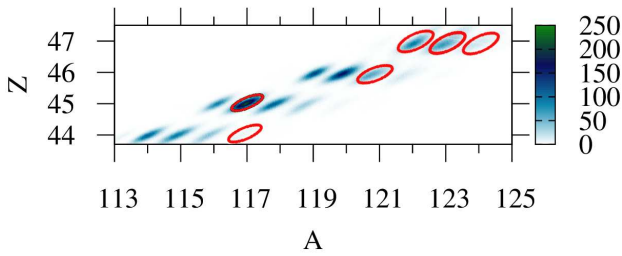


FIG. 1: (color online) The particle identification plot obtained from the FRS. The encircled peaks correspond to $^{122,123,124}_{47}\text{Ag}$, $^{121}_{46}\text{Pd}$, $^{117}_{45}\text{Rh}$ and $^{117}_{44}\text{Ru}$.

wards the neutron drip-line and for tests of nuclear models further away from the line of β -stability. The focus of the present work is the neutron-rich nucleus $^{117}_{45}\text{Rh}_{72}$, where no experimental information on its excited states was available previously.

II. EXPERIMENTAL SET UP AND DATA ANALYSIS

Neutron-rich $^{117}_{45}\text{Rh}$ nuclei were produced in fission of relativistic ^{238}U beam provided by the SIS accelerator at the GSI laboratory. The Uranium beam was accelerated up to 750 MeV per nucleon and impinged on a 1 g/cm² thick ^9Be target. The fission products were separated by the Fragment Recoil Separator (FRS), working in achromatic mode, and were implanted in a passive stopper. The isomeric delayed transitions were detected by the RISING multidetector array [8]. The full experimental details can be found in [9, 10].

Figure 1 presents the particle identification plot for the $^{120}_{45}\text{Rh}$ FRS settings, where $^{122,123,124}_{47}\text{Ag}$, $^{121}_{46}\text{Pd}$ and $^{117}_{44}\text{Ru}$ are marked from the known isomeric decays [10, 11] and the $^{117}_{45}\text{Rh}$ peak is also indicated. The γ -ray energy spectrum, obtained in coincidence with the $^{117}_{45}\text{Rh}_{72}$ nuclei is presented in Fig. 2. A single γ -ray with an energy of 321.2(10) keV is observed for the first time in the present study. The inset to the figure presents the time distribution for the 321.2-keV γ -ray. The half-life, obtained from the exponential fit to the curve, is 138(17) ns. Table I lists the reduced transition probabilities for pure electric or magnetic transitions of energy 321.2 keV and shows that in the cases where the transition is of pure $M1$, $E1$ or $E2$ nature, the isomeric decay would be hindered. In all other cases the transition would be unprecedentedly enhanced and hence these multipolarities are considered as unlikely.

It was not possible to extract any other experimental information given that only one γ -ray was observed and the traditional methods such as angular correlation and γ -ray polarization measurements are inapplicable. Multipolarity assignments based on conversion electron measurements were also not possible, given the experiment was performed during the Passive stopper campaign [13]

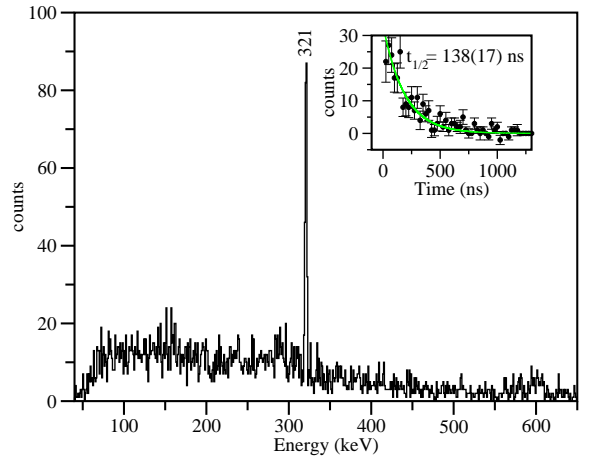


FIG. 2: (color online) Gamma-rays observed in coincidence with the ^{117}Rh ions; (inset) time spectrum, gated on the 321-keV transition.

TABLE I: Reduced transition probabilities for pure electric $B(E\lambda)$ and magnetic $B(M\lambda)$ transitions of energy 321 keV in ^{117}Rh . Here λ is the multipolarity and $\alpha_{E,M}$ are the calculated [12] internal conversion coefficients. The half-life of the level is 138(17) ns.

λ	α_E	$B(E\lambda)$, W.u.	α_M	$B(M\lambda)$, W.u.
1	0.0055	6.1×10^{-8}	0.0152	4.7×10^{-6}
2	0.0225	0.035	0.0641	2.6
3	0.0835	2.8×10^4	0.2463	1.9×10^6
4	0.3	3.0×10^{10}	0.9458	1.6×10^{12}

where thick secondary targets were used. As a result, the spin/parity assignments to the ^{117}Rh levels are based on systematics.

III. DISCUSSION

A. Systematics

The experimental level energies of the lowest-lying positive- and negative-parity states in the odd-mass rhodium isotopes are presented in Fig. 3(a) and 3(b), respectively. Figure 3(a) shows that the $7/2^+$ state is the ground state for all Rhodium nuclei with $58 < N \leq 70$. A $9/2^+$ is the first positive-parity excited state and indeed is the first excited state for $N \geq 60$. Depending on their evolution with neutron number, two different groups of positive parity states can be distinguished. The energies of one subset evolve smoothly with neutron number, while the remaining change abruptly and having a minimum energy at the neutron mid-shell. This late subset of levels is related to the appearance of the $1/2^+[431]$ intruder orbit.

The $1/2^-$ state is the ground state in $^{101,103}\text{Rh}_{56,58}$

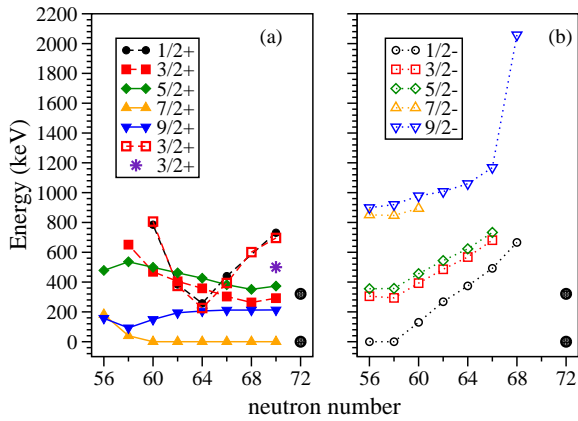


FIG. 3: (color online) Level energy systematics of (a) positive-parity and (b) negative-parity yrast states in the odd-mass Rh isotopes. Data retrieved from [14]. The data for $N = 72$ are from the present work (see text for details).

TABLE II: Low-lying isomeric states in the odd-mass rhodium isotopes [14]. The ground state (g.s.) is denoted for each nucleus.

nucleus	$1/2_1^+$	$3/2_1^+$	$3/2_2^+$	$5/2_1^+$	$7/2_1^+$	$9/2_1^+$	$1/2_1^-$
$^{101}\text{Rh}_{56}$					1.9 ns	4d	g.s.
$^{103}\text{Rh}_{58}$					56 min	1 ns	g.s.
$^{105}\text{Rh}_{60}$					g.s.		
$^{107}\text{Rh}_{62}$		15 ns			g.s.		$> 10 \mu\text{s}$
$^{109}\text{Rh}_{64}$	29 ns	$1.7 \mu\text{s}$			g.s.		33 ns
$^{111}\text{Rh}_{66}$	4.8 ns		87 ns	0.3 ns	g.s.		6.8 ns
$^{113}\text{Rh}_{68}$		0.4 ns	0.7 ns	0.3 ns	g.s.	0.2 ns	

and its energy increases smoothly with neutron number to 666 keV in $^{113}\text{Rh}_{68}$ as shown in Fig. 3(b). All other negative-parity yrast states follow the same trend with neutron number.

For $N = 56, 58$, where $1/2^-$ is the ground state and $7/2^+$ or $9/2^+$ is the first excited state, low-lying long-lived spin isomers with half-lives from several nanoseconds to a few days appear. The systematics of these isomeric half-lives in the odd-mass Rhodium isotopes [14] is given in Table II.

In the heavier nuclei the ordering of the $1/2^-$ and the $7/2^+$, $9/2^+$ levels swaps. The $1/2^-$ level energy increases towards the neutron mid-shell and a number of low- J positive parity states appear in the energy gap between the ground state and the $1/2^-$ excited state. As a result, the half-life of the $1/2^-$ state decreases from several microseconds in ^{107}Rh to 6.8 ns in ^{111}Rh . Moreover, based on analogy with the Silver isotopic chain [10], a decrease of the $1/2^-$ level energy and increase of its half-life can be expected in Rhodium nuclei as the $N = 82$ magic number is approached.

The extrapolation of the systematics in Fig. 3(a), to $^{117}\text{Rh}_{72}$ suggests that the ground state has $J^\pi = 7/2^+$, while the $J^\pi = 3/2^+$, $5/2^+$ and $9/2^+$ levels should lie

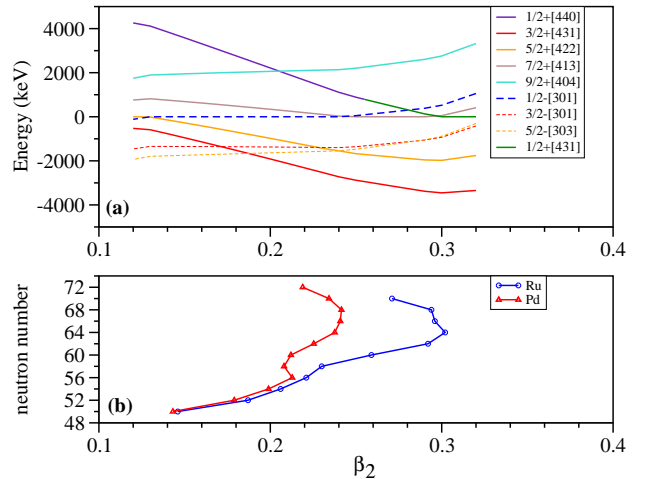


FIG. 4: (color online) (a) Deformed proton single particle states near the Fermi level calculated with a realistic Woods-Saxon potential and normalized with respect to the ground state of ^{117}Rh . (b) quadrupole deformation parameter β_2 as a function of the neutron number for neighboring even-even Ru and Pd nuclei.

at approximately 350 keV. For the Rhodium nuclei with $N \geq 62$, the $5/2^+$ and $9/2^+$ states have sub-nanosecond half-lives and hence unlikely to generate the isomer observed in ^{117}Rh . The $3/2^+$ states, however, have a more tantalizing behaviour. In the light Rhodium isotopes only one low-lying $3/2^+$ level is present. This level appears throughout the entire isotopic chain shown in Fig. 3(a) and its energy has only a slight dependence on the number of valence neutrons. A second $3/2^+$ level appears in the $N \geq 50$ Rhodium isotopes. Its energy depends strongly on the neutron number and is correlated to the $1/2^+$ level energy. This level has a minimum energy at $N = 64$, generating a long-lived $3/2^+$ isomer close to the ground state. Recently, a third low-lying $3/2^+$ state was found in ^{115}Rh [15], but its nature is still not well understood.

Thus, based on the systematics, three states with $J^\pi = 7/2^+$, $3/2^+$ and $1/2^-$ can be expected to play a role in the observed isomerism in $^{117}\text{Rh}_{72}$. Also, given that the 321-keV γ -ray is of $E1$, $E2$ or $M1$ nature, and assuming $^{117}_{45}\text{Rh}_{72}$ is deformed, a $\Delta K \leq 3$ transition can be expected from the Löbner systematics [16].

B. Deformed shell model calculations

To study the single-particle levels involved in the observed isomer in $^{117}_{45}\text{Rh}$, Deformed Shell model calculations were performed by using a Woods-Saxon potential with "universal" parameters [17]. Figure 4(a) presents the proton single-particle level energies, relative to the Fermi energy, as a function of the quadrupole deformation parameter β_2 . For $0.13 < \beta_2 < 0.25$ the ground state has $1/2^- [301]$ as leading Nilsson configuration. In

for $\epsilon = 0.26$, while the degree of triaxiality γ was varied. Results from these calculations are presented in Fig. 6. The $I^\pi = 7/2^+$ level with a dominant $K_{dom} = 7/2$ contribution is the ground state for $13^\circ < \gamma < 31^\circ$. Outside this range it is an excited state. For $8^\circ < \gamma < 28^\circ$, the first $3/2^+$ level has $K_{dom} = 1/2$. As a result it decays to the $I^\pi = 7/2^+$ state via a retarded $\Delta K_{dom} = 3$ $E2$ transition, which is consistent with the experimental data.

For $\gamma \geq 28^\circ$, however, the first $3/2^+$ level would mix with the second and the dominant K -quantum number becomes $K_{dom} = 3/2^+$. In this region the $B(E2; 3/2^+ \rightarrow 7/2^+)$ value would be enhanced from 1 W.u. to 22 W.u., which is inconsistent with our data.

For oblate deformations, an abrupt re-arrangement of the levels takes place. The $7/2^+$ level becomes an excited state with its energy strongly dependent on γ . The first $I^\pi = 3/2_1^+$ state decays via a hindered $E2$ transition to the $7/2^+$ excited state, while the transition $3/2_2^+ \rightarrow 7/2^+$ is enhanced. Again, this scenario is inconsistent with the new experimental data for ^{117}Rh , where only one γ -ray was observed.

Concluding remarks

Further to the present discussion, it worth noting that the calculated $1/2^-$ level appears close in energy to $7/2^+$ and their mutual position depends on the deformation parameters. The average distance between the two states is of the order of 400 keV which leads to the Weisskopf estimate of 8×10^{-4} s for an $E3$ transition. A careful inspection of the experimental data, however, shows that except for the background lines at 1462 and 511 keV and the 198-keV transition from the ^{71m}Ge $T_{1/2}=20.4$ ms IT

decay [14], there is no other delayed transition in the 25 ns to 50 μs time range. It should be noted, however, that the negative-parity and the positive-parity states in ^{117}Rh may have different deformations, which would lead to an additional hindrance of the $E3$ transition and would make it unlikely to be seen with the RISING multidetector array operating in the microsecond and sub-microsecond time range.

IV. CONCLUSIONS

Isomeric decay has been observed for the first time in ^{117}Rh . Model calculations were performed showing that for moderate quadrupole deformations $\epsilon_2 \approx 0.26$ and at significant triaxiality a low-energy $I^\pi = 3/2^+$ level emerges in ^{117}Rh decaying to the $7/2_1^+$ state via a hindered $\Delta K_{dom} = 3$ $E2$ transition. The calculated $B(E2)$ value is in good agreement with the experimental observation for $13^\circ < \gamma < 28^\circ$. As a result, the RTRPM calculations give a consistent description of the available experimental data only for $\epsilon_2 = 0.26$ and $\gamma \approx 27^\circ$.

Acknowledgments

This work is supported by the SFTC(UK), the Bulgarian National Science Fund (Grant No DMU02/1), Polish Ministry of Science and Higher Education (Grant No 1-P03B-030030 and No 620/E-77/SPB/GSI/P-03/DWM105/2004-2007), the Spanish Ministerio de Educación y Ciencia (Grant No FPA2005-00696), the German Federal Ministry of Education and Research (Grant No 06KY2051), and EURONS (EU contract No 506065).

-
- [1] P. Möller, J. R. Nix, W. D. Meyers, W. J. Swiatecki, *At. Data Nucl. Data Tabl.* **59**, 185 (1995)
 - [2] T. Kutsarova *et al.*, *Phys. Rev.* **C58**, 1966 (1998)
 - [3] P. Walker and G. Dracoulis, *Nature* **399**, 35 (1999)
 - [4] R. Lozeva *et al.*, *Phys. Rev.* **C77**, 064313 (2008)
 - [5] A. Jungclaus *et al.*, *Phys. Rev. Lett.* **99**, 132501 (2007)
 - [6] P. M. Walker, *Acta Phys. Pol.* **36**, 1055 (2005)
 - [7] P. M. Walker and G. Dracoulis, *Hyp. Int.* **135**, 83 (2001)
 - [8] S. Pietri *et al.*, *Nucl. Instr. Meth.* **B261**, 1079 (2007)
 - [9] A. M. Bruce *et al.*, *Phys. Rev.* **C82**, 044312 (2010)
 - [10] S. Lalkovski *et al.*, *Phys. Rev.* **C87**, 034308 (2013)
 - [11] S. Lalkovski *et al.*, *J. Phys. CS* **366**, 012029 (2012)
 - [12] T. Kibédi, T. W. Burrows, M. B. Trzhaskovskaya, P. M. Davidson, C. W. Nestor Jr., *Nucl. Instr. Meth.*, **A589**, 202 (2008)
 - [13] P. H. Regan, *AIP Conf. Proc.* **899**, 19 (2007)
 - [14] www.nndc.bnl.gov/ensdf (retrieval date: May 2013)
 - [15] J. Rissanen *et al.*, *Eur. Phys. J.* **A47**, 97 (2011)
 - [16] K.E.G. Löbner, *Phys. Lett.* **B26**, 369 (1968)
 - [17] S. Cwiok, J. Dudek, W. Nazarewicz, J. Skalski and T. Werner, *Comp. Phys. Comm.* **46**, 379 (1987).
 - [18] L. Grodzins, *Phys. Lett.* **2**, 88 (1962)
 - [19] E. Stefanova *et al.*, *Phys. Rev.* **C86**, 044302 (2012)
 - [20] S. E. Larsson, G. Leander, I. Ragnarsson, *Nucl. Phys.* **A307**, 189 (1978)
 - [21] J.-Y. Zhang, N. Xu, D. B. Fossan, Y. Liang, R. Ma and E. S. Paul, *Phys. Rev.* **C39**, 714 (1989)
 - [22] T. Bengtsson and I. Ragnarsson, *Nucl. Phys.* **A436**, 14 (1986)